

2026 Early Childhood Parent Information Evening



Purpose of our evening

To welcome Primary AISHK families to the 2026 school year, for new families to build their connections, meet the teachers, hear about the learning opportunities for your child and see our learning spaces.





Evening Schedule

- 6:30 p.m. Welcome to AISHK, presented by Mina Dunstan and Jane Thomas
- 6:50 p.m. Parents make their way to Year Leader Classroom
- 7:20 p.m. Parents meet the teacher, explore your child/s classroom
- 8:00 p.m. Evening concludes



AISHK

Vision

Inspire personal excellence, passion and action in global citizens of tomorrow

Purpose

With a foundation of positive wellbeing we provide our students with balanced approaches to a well-rounded education and create opportunity and community



Introduction to Primary Staff

Primary School Executive



Early Childhood – Reception Team



Early Childhood – Prep Team



Early Childhood – Year One Team




Early Childhood – Year Two Team



Early Childhood – Specialist Teachers



Early Childhood – Specialist Teachers



Early Childhood – Specialist Teachers



Early Childhood – Learning Support & EAL



Connect. Strive. Flourish.





PROSPER

Positivity

Relationships


Outcomes

Strengths


Purpose

Engagement

Resilience



ACARA – The Australian Curriculum



3-Dimensional, it includes:

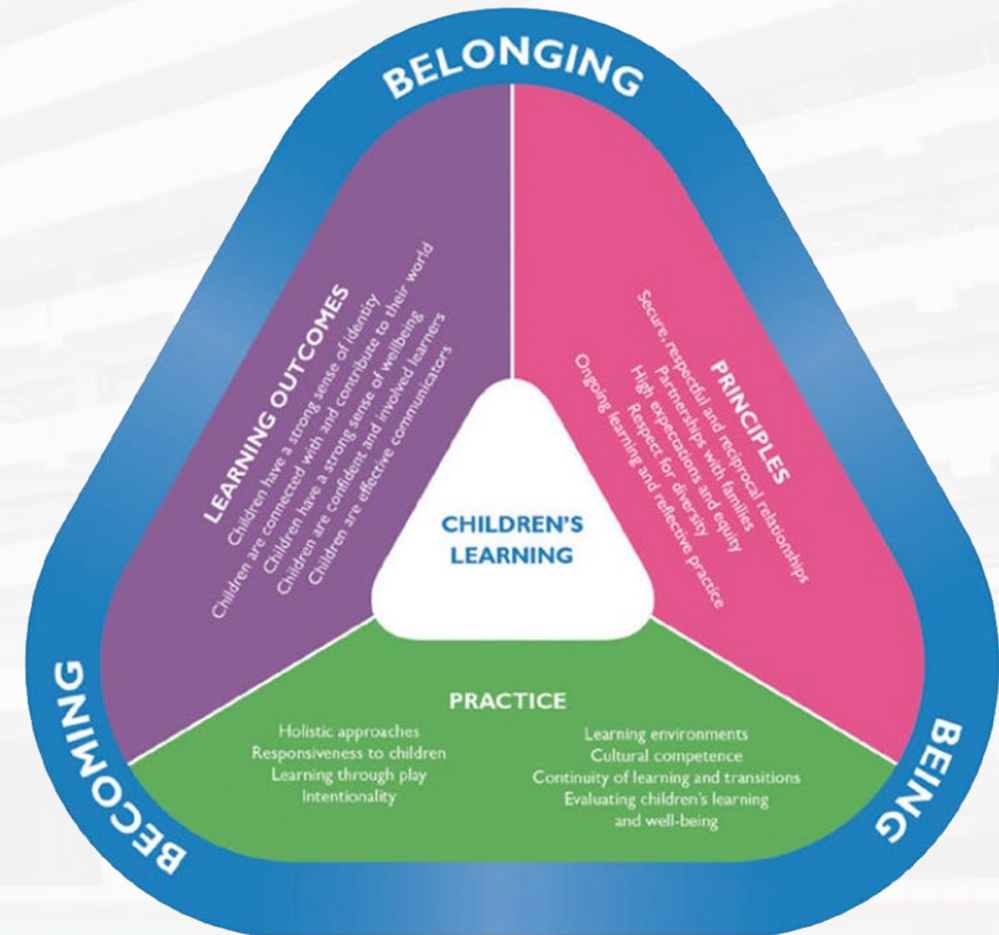
- **8** Learning areas
- **7** General capabilities
- **3** Cross-curriculum priorities

Early Years Learning Framework



Reception

- Play based learning
- Specialist areas:
Art, Chinese, Library Music,
Physical Education and Health
(PDHPE), including swimming (T4)



What does learning look like in the Early Years?

Prep – Year 2

- Play based learning
- Inquiry learning
- Explicit instruction
- Specialist areas:
Art, Chinese, Library, Music, Physical Education and Health (PDHPE), including swimming



Communicating the Learning Journey

Term 1

- Year Level Curriculum Highlights
- Parent Teacher Interviews

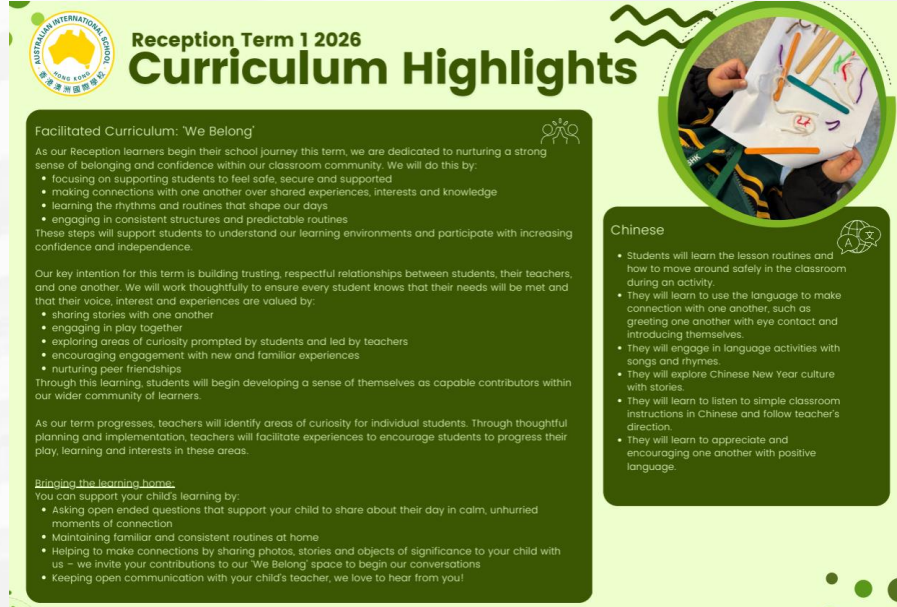
Term 3

- Student Led Conferences

Term 2 & 4

- End of Semester Reports

Seesaw – Ongoing Learning Journey



Reception Term 1 2026 Curriculum Highlights

Facilitated Curriculum: 'We Belong'

As our Reception learners begin their school journey this term, we are dedicated to nurturing a strong sense of belonging and confidence within our classroom community. We will do this by:

- focusing on supporting students to feel safe, secure and supported
- making connections with one another over shared experiences, interests and knowledge
- learning the rhythms and routines that shape our days
- engaging in consistent structures and predictable routines

These steps will support students to understand our learning environments and participate with increasing confidence and independence.

Our key intention for this term is building trusting, respectful relationships between students, their teachers, and one another. We will work thoughtfully to ensure every student knows that their needs will be met and that their voice, interest and experiences are valued by:

- sharing stories with one another
- engaging in play together
- exploring areas of curiosity prompted by students and led by teachers
- encouraging engagement with new and familiar experiences
- nurturing peer friendships

Through this learning, students will begin developing a sense of themselves as capable contributors within our wider community of learners.

As our term progresses, teachers will identify areas of curiosity for individual students. Through thoughtful planning and implementation, teachers will facilitate experiences to encourage students to progress their play, learning and interests in these areas.

Bridging the learning boxes.
You can support your child's learning by:

- Asking open ended questions that support your child to share about their day in calm, unhurried moments of connection
- Maintaining familiar and consistent routines at home
- Helping to make connections by sharing photos, stories and objects of significance to your child with us – we invite your contributions to our 'We Belong' space to begin our conversations
- Keeping open communication with your child's teacher, we love to hear from you!

Chinese

- Students will learn the lesson routines and how to move around safely in the classroom during an activity.
- They will learn to use the language to make connection with one another, such as greeting one another with eye contact and introducing themselves.
- They will engage in language activities with songs and rhymes.
- They will explore Chinese New Year culture with stories.
- They will learn to listen to simple classroom instructions in Chinese and follow teacher's direction.
- They will learn to appreciate and encouraging one another with positive language.



AISHK School Community



- AISHK Alumni Events
- Parent Association
- Class Representatives
- Class WhatsApp Groups
- Parent Help in Classrooms / Excursions



School Communication



- Primary Office Emails
- iSAMS
- Dhanara Newsletter
- School Calendar
- School Website



SchoolTV | Empower confidence.

School Communication



Your child's classroom teacher is the first point of contact for queries. Communication can be achieved through:

- Quick chat
- Phone call
- Email
- Scheduled meeting
- School diary





Behind every *child* who
believes in themselves, is a

parent

who *believed* in them first.

Year Level Presentations and Classroom Visits



Where do I go now?

Reception (RJ-BLUE)

Room 405 (4th Floor)

Prep (PB-RED)

Room 302 (3rd Floor)

Year 1 (1T-RED)

Room 308 (3rd Floor)

Year 2 (2Y-RED)

Room 215 (2nd Floor)



